

WORK ZONE PRODUCTS

STANDS



QUADRAPED STAND
600x600 / 900x600 / 1200x900



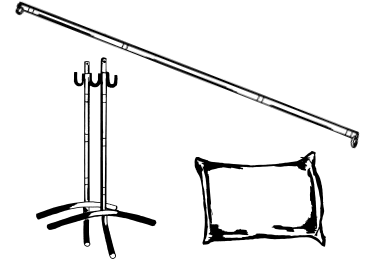
WLM STAND
600x600
900x600



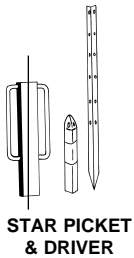
AD BASE BOARD



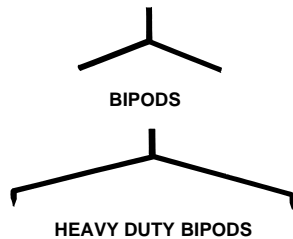
PARKING TRIPOD



STANCHION RAIL & SANDBAG



STAR PICKET & DRIVER



BIPODS

HEAVY DUTY BIPODS



MULTI MESSAGE FRAME & SIGNS



CORFLUTE SIGN TO FIT MULTI MESSAGE FRAME
600x600 / 1200x300



SAFETY PRODUCTS



CONVEX MIRRORS

SIZES:
600mm DIA.
800mm DIA.
1000mm DIA.
1200mm DIA.

ACRYLIC & STAINLESS STEEL AVAILABLE



LA CAP



REINFORCED HAT



FLUORESCENT VEST
ORANGE or GREEN



VIC ROAD REFLECTIVE VEST



SINGLET



WINTER JACKET