

# REGULATORY SIGNS

AVAILABLE IN ENGINEER GRADE, HI INTENSITY & DIAMOND GRADE REFLECTIVE MATERIALS



R1-1  
A-600  
B-750



R1-2  
A-750  
B-900  
C-1200



R1-3  
A-750  
B-900



R2-1  
LorR  
A-900x300  
B-1350x450



R2-2  
LorR  
A-450x600  
B-600x800



R2-3  
LorR  
A-450x600  
B-600x800



R2-4A  
A-450x750  
B-600x1000  
C-750x1250



R2-4  
A-450x450  
B-600x600  
C-750x750  
D-900x900



R2-5A  
A-450x750  
B-600x1000



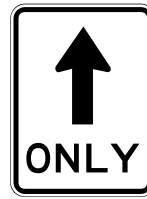
R2-5  
A-450x450  
B-600x600  
C-750x750  
D-900x900



R2-6A  
LorR  
A-450x900  
B-600x1200



R2-6  
A-450x450  
B-600x600  
C-750x750  
D-900x900



R2-7  
A-450x600  
B-600x800



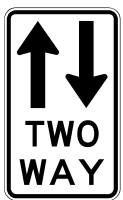
R2-8  
A-450x600  
B-600x800



R2-9  
LorR  
A-450x750  
B-600x1000



R2-10  
A-600x600



R2-11  
A-450x750  
B-600x1000




R2-12  
2300 x 1470



R2-13  
1100x1100



R2-14  
LorR  
A-600x800  
B-900x1200



R2-15  
A-450x600  
B-600x800



R2-16  
A-750x600



R2-17  
A-450x750  
B-600x1000  
C-900x1500



R2-19  
A-800x1200



R3-1  
A-600  
B-750  
C-900



R3-3  
A-600x600



R4-1  
A-450x600  
B-600x800  
C-900x1200



R4-3  
A-450x300  
B-600x400  
C-900x600



R4-4  
A-450x750



R4-5  
A-450x750

## MOUNTING BRACKETS FOR WARNING SIGNS

