






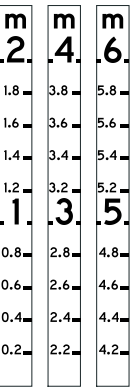








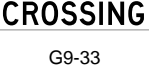
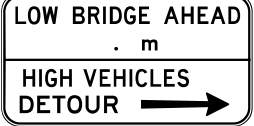












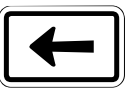



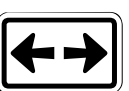










GUIDE SIGNS

AVAILABLE IN ENGINEER GRADE, HI INTENSITY & DIAMOND GRADE REFLECTIVE MATERIALS

 G9-19 A-600x200	 G9-20 A-900x550	 G9-21 A-2150x800	 G9-23 A-800x600 B-1000x750 C-1200x900	 G9-24 A-2200x800 B-4400x1600	 G9-25 A-2200x800 B-4400x1600	 G9-26 A-2200x1100	
 G9-32	 G9-37 A-2600x1200	 G9-38 A-2600x1200	 G9-39 A-2400x1200	 G9-40-1 A-900x600	 G9-48 A-600x600 B-750x750 C-900x900	 G9-22A	 G9-22-1 G9-22-2 G9-22-3 A-200x2350
 G9-33 A-2100x450							
 G9-3 LorR A-1700x900	 G9-4 LorR A-1700x900	 G9-5-1 LorR A-1300x350	 G9-5-2 LorR A-1400x350	 G9-9 A-1500x750 B-1800x900	 G9-10 A-900x900		
 G9-11 A-900x1100	 G9-12 A-950x1100	 G9-15 A-600x800 B-900x1200 C-1200x1600	 G9-16 A-600x800 B-900x1200 C-1200x1600	 G9-18 A-600x400 B-900x600			

ROUTE MARKERS

 G8-1-1 310x360 413x480	 G8-1-2 310x360 413x480	 G8-2-1 310x200 410x265	 G8-2-2 310x200 410x265	 G8-2-3 310x200 410x265	 G8-2-4 310x200 410x265	 G8-2-5 310x200 410x265	 G8-2-6 310x200 410x265
 G8-2-7 310x200 410x265	 G8-3-1 310x200 410x265	 G8-4-1 310x200 410x265	 G8-8 375x360 500x480	 G8-9-1 360x360	 G8-9-2 360x360	 G8-9-3 360x360	